





Think Partitioning, Think Komfort.

Komfort divide spaces by designing and manufacturing internal glazed and solid partitions with integrated door sets.

We are quality UK manufacturers, proud of our long standing relationships built on service, flexibility and technical support. Our knowledgeable and experienced specialists deliver the architect's vision through our extensive contractor network.

Think Partitioning,
Think Komfort.

Contents

Koncept Range	3
Frameless Partitioning	5
Polar 30	7
Polar 35	11
Polar 54	15
Polar 100	19
Polar 101	23
Polar Kreate	27
Tech Panels	31
Fire Rated Systems	33
Defence E & EI Fire Screens	35
Framed Partitioning	37
Kross Glaze 600	39
Komfire 75	43
Komfire 100 & 100+	45
Kameo 75	47
600 Series	48
Pods	
Kube + Solo	50
Doors, Frames & Ironmongery	53
Sonik	55
Sonik Slide	57
Frameless Glass Doors	59
Timber Doors, Frames & Ironmongery	61
Moveable Walls	63
Flexi Glaze	63
Komfort 80 & 200	65
Collections	67
Manifestations & Graphics	69
Privacy	70
Product Matrix	71

Envision enable enjoy

Konzept Range

Expressive, meaningful and inviting design is about creating spaces which energise and visually inspire individuals to think differently. Accents of bright colours, different materials, shapes and interactive elements are commonly featured within today's architectural designs to form an interesting and diverse appearance.

The Komfort Konzept range allows designers to truly design; to transform interiors into something quite spectacular and to make a space not just practical but beautiful, creative and inspiring. The scope of what is possible is almost endless.

Be inspired by our portfolio of:

- › Mesh
- › LED glass
- › Curved glass
- › Manifestation, digital printed & etched glass
- › SwitchGlass
- › Magnetic and whiteboard glass
- › Stained glass
- › Kross Glaze





Frameless Partitioning


Minimalism conveys a message of simplicity by focusing on function and clean space, the essential elements of what makes an interior beautiful. Achieved through our elegant frameless glass systems, this design trend is continually embraced by designers and stands the test of time.

With an intrinsic focus on designing equal frame sight lines, our new Polar range offers an array of stunning, frameless glass partitioning systems available in single, double and triple-glazed options. Equal frame sight lines deliver on aesthetics but also allow each system to be fully complementary of one another and work as one, giving you ultimate flexibility in choice. Achieved through intelligent design, these systems offer superior performance ratings which have been independently certified and tested.

Realise your vision by exploring our Polar range.



Photography by: Paul Zanre



Polar 30

Polar 30 is Komfort's slim 30mm wide single glazed system. Available in either straight, faceted or curved, this system can be used with a wide range of flexible glass configurations to enhance any design. The frameless bubble jointed glazing and slim trackwork creates the appearance of floating glass, allowing an abundance of light to fill the space to naturally brighten any room.

For any busy environment, this partitioning system allows designers to get imaginative with space by creating private meeting rooms, boardrooms, quiet areas and so on. Increase flexibility and create the perfect working environment with Polar 30.



At a glance

Dimensions:

Height - up to 3000mm
Track width - 30mm
Track height - 32mm

Fire ratings:

N/A

Acoustics:

Up to 40dB (Rw)

Structure:

up to 0.74kN BS 6180:2011

Deflection head:

+/-25mm

Door options:

Timber doors
Single glazed doors
Sonik doors

Door frame options:

Aluminium door frame

Glass type options:

Toughened - 10, 12mm
Toughened Lam. - 13.5mm
Acoustic Lam. - 10.8, 12.8, 14.8mm

Weight (excluding nominal head & base)*:

Toughened glass:
10mm = 25kg/m²
12mm = 30kg/m²

Toughened Lam. glass:
13.5mm = 34kg/m²

Acoustic Lam. glass:
10.8mm = 27kg/m²
12.8mm = 32kg/m²
14.8mm = 37kg/m²

x Blinds

✓ Manifestations

✓ Graphics

✓ SwitchGlass

✓ Kross Glaze

Paint/finishes

✓ Polyester powder coat

x Satin anodised aluminium

✓ Special anodised finish

* dependent on system configuration / specification

See our technical documents on our website for more:

www.komfort.com/panel

Polar 30

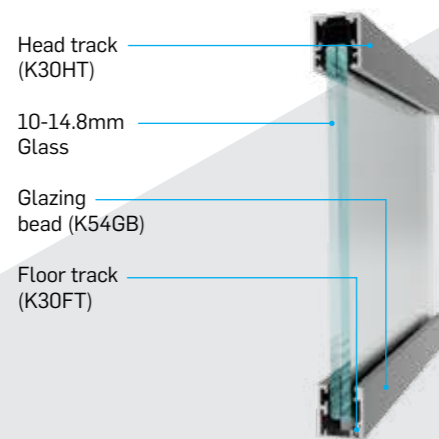
Achieving up to 40dB (Rw), Polar 30 offers impressive performance credentials with a discreet structure and accommodates up to 14.8mm glass. This system can be integrated with a stud partition with Komfire 75 and 100 wrap around reducers, wrap around door frame and head detail or a 100mm drywall tape and joint adaptor for a seamless finish. **See our website for our [Design Guide](#) for more details.**

Polar 30 is also compatible with Komfort's Sonik, single glazed and timber door options. There is also an optional deflection head channel with a built-in tolerance of +/-25mm available.

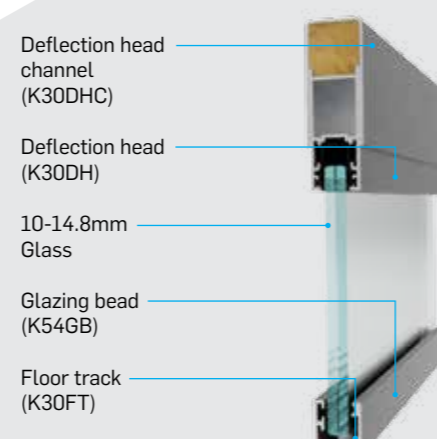
Kross Glaze applied bars can create an industrial appearance to suit the desired aesthetics. In addition, all aluminium components are powder coated using our standard colour options with special colour options available in any RAL or BS colour code.



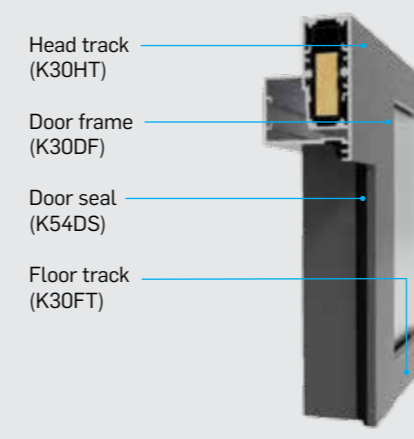
Standard Single Glazed Head and Base Detail



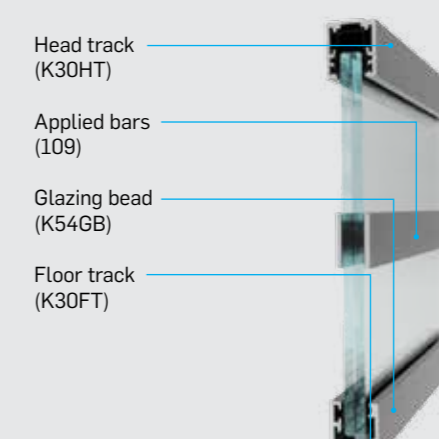
Standard +/-25mm Deflection Head and Base Detail



Standard Full Height Door Frame Detail



Single Glazed with Applied Kross Glaze Bars





Polar 35

Polar 35 is Komfort's superior 35mm single glazed system which can accommodate a thicker glass to achieve enhanced acoustic and structural performance.

This system offers leading single glazed acoustic ratings and is ideal for areas that require enhanced line loading. Polar 35 creates a contemporary aesthetic in any commercial environment.



At a glance

Dimensions:

Height - up to 3600mm
Track width - 35mm
Track height - 32mm

Fire ratings:

N/A

Acoustics:

Up to 41dB (Rw)

Structure:

Up to 1.5kN BS 6180:2011

Deflection head:

+/-25mm

Door options:

Timber doors
Single glazed doors
Sonik doors

Glass type options:

Toughened - 15mm
Toughened Lam. - 17.5mm
Acoustic Lam. - 16.8mm

Weight (excluding nominal head & base)*:

Toughened glass:
15mm = 38kg/m²
Toughened Lam. glass:
17.5mm = 44kg/m²
Acoustic Lam. glass:
16.8mm = 42kg/m²

x Blinds

✓ Manifestations

✓ Graphics

✓ SwitchGlass

✓ Kross Glaze

Paint/finishes

✓ Polyester powder coat

x Satin anodised aluminium

✓ Special anodised finish

* dependent on system configuration / specification.

See our technical documents on our website for more:

www.komfort.com/panel

Polar 35

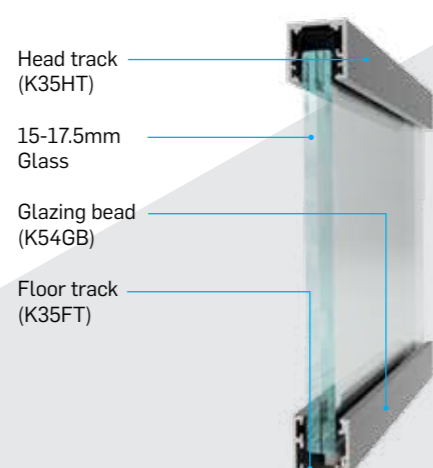
Polar 35 is our superior single glazed system which accommodates glass up to 17.5mm, achieving increased line load performance and higher acoustic ratings of up to 41dB (Rw). Similar to Polar 30, this system can be integrated with a stud partition with either Komfire 75 and 100 wrap around reducers, wrap around door frame or a 100mm drywall tape and joint adaptor. Additionally, seamless integration with a stud partition can be achieved using Komfire 100 head detail.

Polar 35 is also compatible with Komfort's Sonik, single glazed and timber door options. There is also an optional deflection head channel with a built-in tolerance of +/-25mm available.

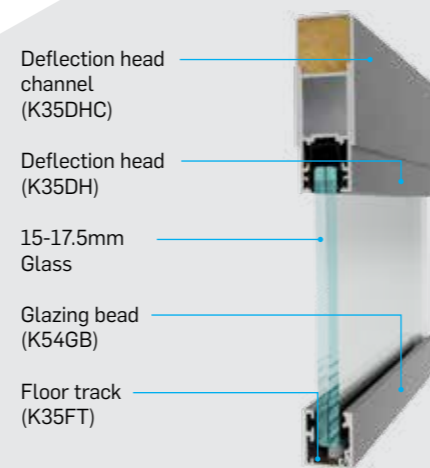
In addition, Kross Glaze applied bars can create an industrial appearance to suit the desired aesthetics. All aluminium components are available in a range of paints and finishes, including any RAL or BS colour code.



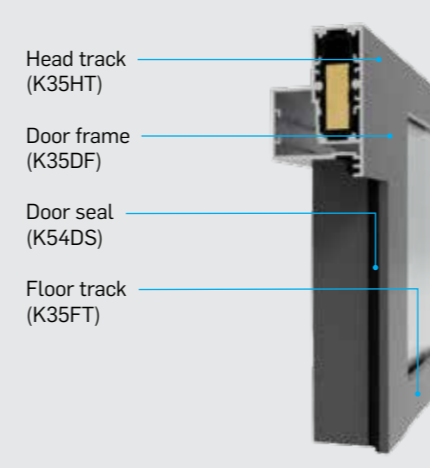
Standard Single Glazed Head and Base Detail



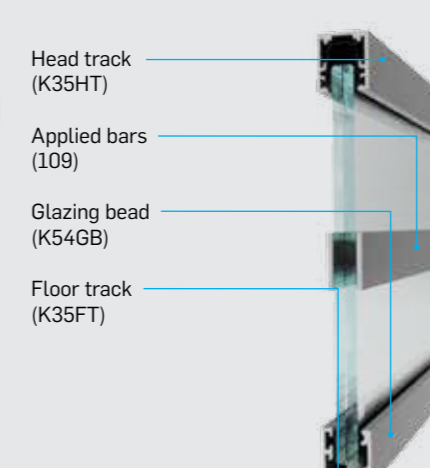
Standard +/-25mm Deflection Head and Base Detail



Standard Full Height Door Frame Detail



Single Glazed with Applied Kross Glaze Bars





Polar 54

Polar 54 is Komfort's 54mm wide system available with a range of glass configurations, including a slimline double glazed option. Polar 54 system provides flexible design solutions for the recent architectural trend of narrow-gauge glazed partitioning, without compromising on strength and performance. The frameless bubble jointed glazing and minimal trackwork creates a stunning environment for any interior.

This slim glazed partitioning system offers the perfect solution for designers to create the impression of space, whilst helping businesses best utilise their office planning. The structure of Polar 54 blends functionality, performance and high-end design.



At a glance

Dimensions:

Height – up to 3000mm
Track width – 54mm
Track height – 32mm

Fire ratings:

N/A

Acoustics:

Up to 47dB (Rw)

Structure:

Up to 0.74kN BS 6180:2011

Deflection head:

+/-25mm

Door options:

Timber doors
Single glazed doors
Sonik doors

Glass type options:

Toughened – 10, 12mm
Toughened Lam. – 13.5mm
Acoustic Lam. – 10.8, 12.8, 14.8mm

Weight (excluding nominal head & base)*:

Toughened:
10mm = 25kg/m²
12mm = 30kg/m²

Toughened Lam. glass:

13.5mm = 34kg/m²

Acoustic Lam.:

10.8mm = 27kg/m²
12.8mm = 32kg/m²
14.8mm = 37kg/m²

✓ Blinds

✓ Manifestations

✓ Graphics

✓ SwitchGlass

✓ Kross Glaze

Paint/finishes

✓ Polyester powder coat

✗ Satin anodised aluminium

✓ Special anodised finish

* dependent on system configuration / specification.

See our technical documents on our website for more:

www.komfort.com/panel

Polar 54

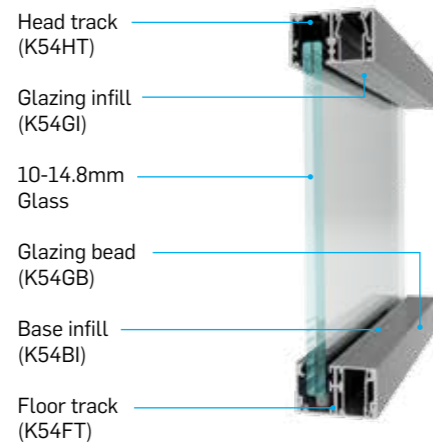
The Polar 54 system achieves an impressive acoustic performance of up to 47dB (Rw) in a slimline frame. The system can accommodate 10mm to 14.8mm glass in either a single or double-glazed format.

There are options for +/-25mm deflection channels, as well as 100mm drywall tape and joint adaptor and Komfire 75 and 100 wrap around reducers.

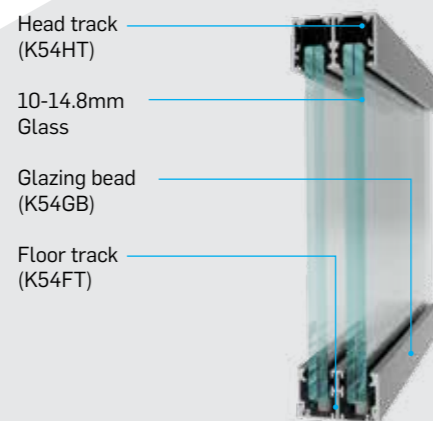
This system is compatible with Kross Glaze applied bars with the option of an internal Kross Glaze bar for the double glazed version. Polar 54 can be installed alongside Komfort's Sonik, single glazed and timber door options. To create an elegant and stylish design, all aluminium sections are powder coated any RAL or BS colour code.



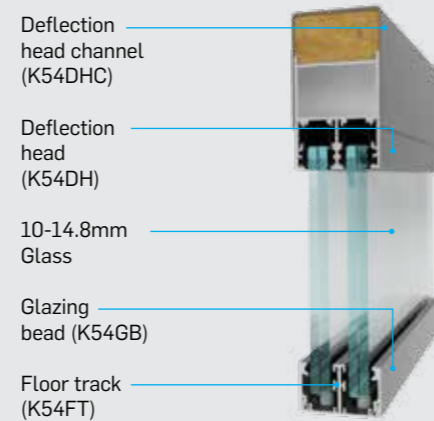
Standard Offset Single Glazed Head and Base Detail



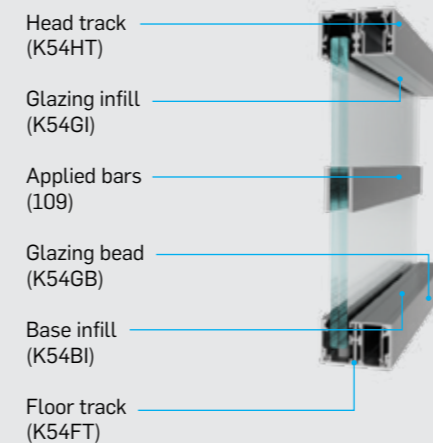
Standard Double Glazed Head and Base Detail



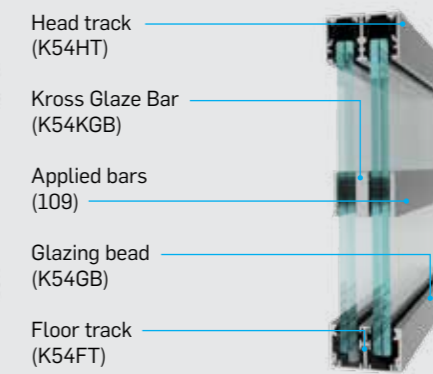
Standard +/-25mm Deflection Head and Base Detail



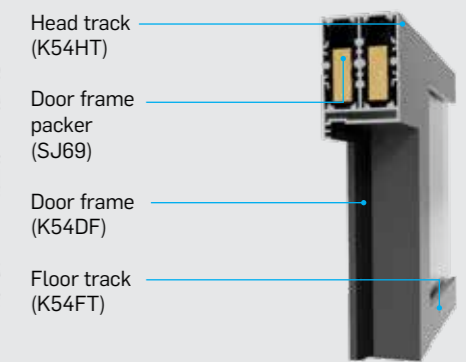
Offset Single Glazed Kross Glaze Applied Bars Detail




Double Glazed Kross Glaze Applied Bars Detail



Full Height Door Frame Detail





Polar 100

Komfort's 100mm double glazed system is designed with enhanced performance over that of our single glazed products. The intricate detail and intelligent design of this system combines contemporary aesthetics, elegance and performance. This system is available in either straight lines or faceted.

With busy open-plan offices, quiet spaces are essential. Our Polar 100 system allows for private and confidential spaces with its high acoustic performance.



At a glance

Dimensions:

Height - up to 3000mm
Track width - 100mm
Track height - 32mm

Fire ratings:

N/A

Acoustics:

Double glazed - up to 53dB (Rw)

Structure:

Up to 1.5kN BS 6180:2011

Deflection head:

+/-25mm

Door options:

Timber doors
Single glazed doors
Sonik doors

Glass type options:

Toughened - 10, 12mm
Toughened Lam. - 13.5mm
Acoustic Lam. - 10.8, 12.8, 14.8mm
Triple Glazed Acoustic Lam. - 6.8mm

Weight (excluding nominal head & base)*:

Toughened glass:

10mm = 25kg/m²
12mm = 30kg/m²

Toughened Lam. glass:

13.5mm = 34kg/m²

Acoustic Lam. glass:

10.8mm = 27kg/m²

12.8mm = 32kg/m²

14.8mm = 37kg/m²

✓ Blinds

✓ Manifestations

✓ Graphics

✓ SwitchGlass

✓ Kross Glaze

Paint/finishes

✓ Polyester powder coat

✗ Satin anodised aluminium

✓ Special anodised finish

* dependent on system configuration / specification.

See our technical documents on our website for more:

www.komfort.com/panel

Polar 100

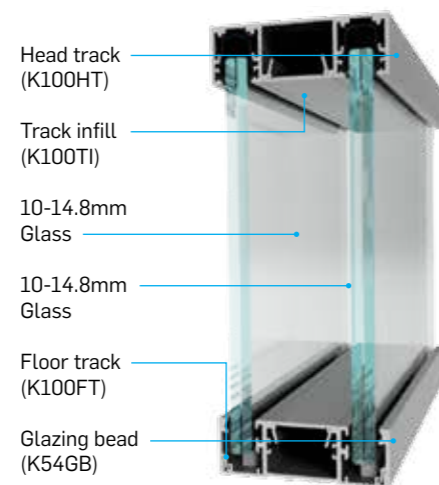
The Polar 100 double glazed system achieves high acoustic ratings of up to 53dB (Rw) and can accommodate up to 14.8mm glass. Using the snap-in profile, this fully-flexible system can also fit a third pane of glass, a mesh panel, an LED screen and more.

This system offers versatility in configuration. Polar 100 can be integrated with a stud partition with a Komfire 100 perpendicular three-way wrap around adaptor with glazing to the front, a wrap around door frame and head detail or a 100mm drywall tape and joint adaptor. There is also an optional deflection head channel with a built-in tolerance of +/-25mm available. See our **Design Guide** for more details.

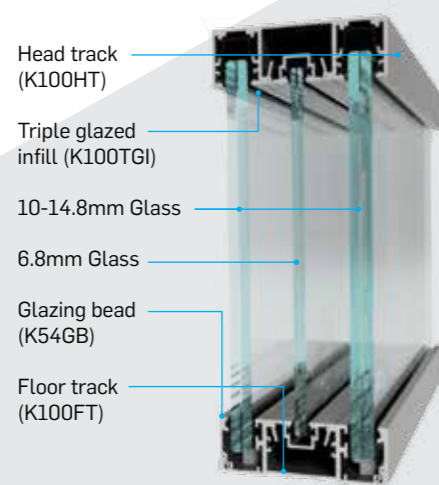
This system is available in a range of Kross Glaze options, from internal only, internal with applied bars and transom and mullion glazing to create a framed glazing system with individual glass panes.



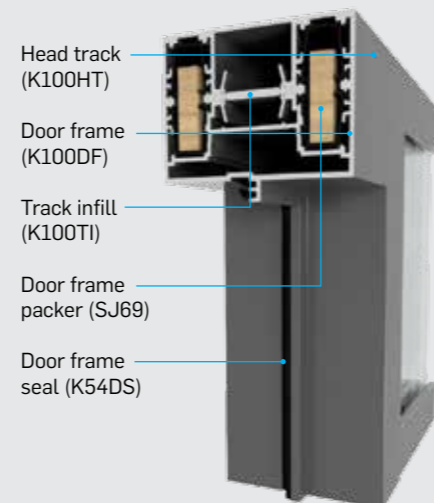
Standard Double Glazed Head and Base Detail



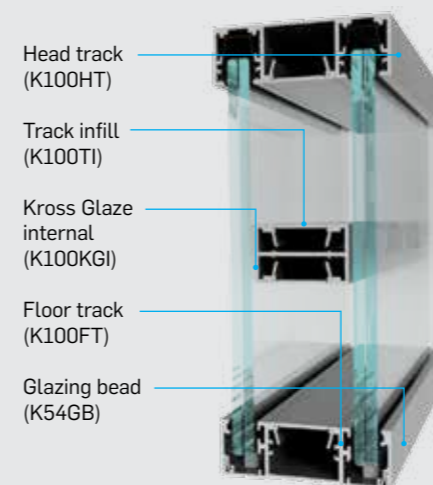
Triple Glazed Head and Base Detail



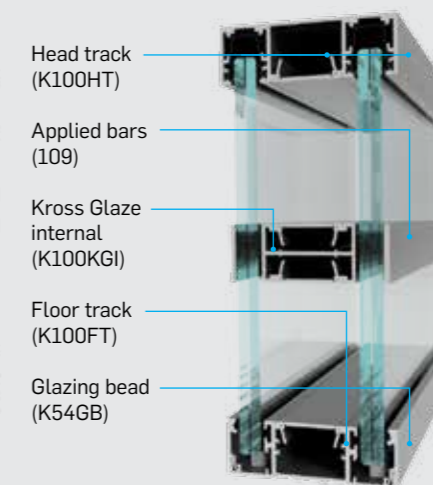
Standard Full Height Door Frame Detail



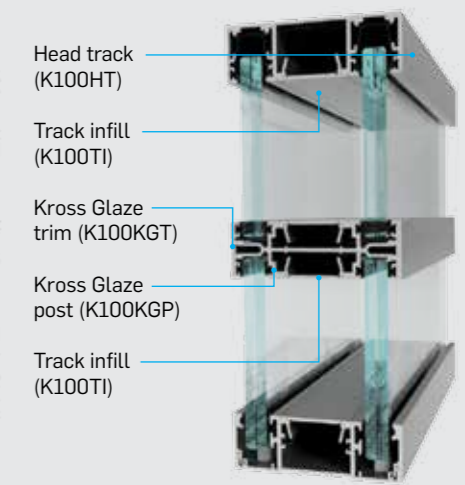
Double Glazed with Kross Glaze Internal



Double Glazed with Applied Kross Glaze



Double Glazed with Kross Glaze Transom





Polar 101

Polar 101 is Komfort's superior double glazed system which achieves our highest acoustic rating for when performance requirements are stringent. This system is available in a range of glass options and can be customised to meet unique requirements.

Introduced to meet the needs of busy working spaces, this system delivers unparalleled performance and beauty in design.



At a glance

Dimensions:

Height - up to 3600mm
Track width - 100mm
Track height - 32mm

Fire ratings:

N/A

Acoustics:

Double glazed - up to 54dB (Rw)

Structure:

Up to 1.5kN BS 6180:2011

Deflection head:

+/-25mm

Door options:

Timber doors
Single glazed doors
Sonik doors

Glass type options:

Toughened - 10, 12, 15mm
Acoustic Lam. - 10.8, 12.8, 14.8mm
Acoustic Lam. - 16.8mm
Toughened Lam. - 13.5, 17.5mm
Triple Glazed Acoustic Lam. - 6.8mm

Weight (excluding nominal head & base)*:

Toughened:

10mm = 25kg/m²

12mm = 30kg/m²

15mm = 38kg/m²

Acoustic Lam.:

10.8mm = 27kg/m²

12.8mm = 32kg/m²

14.8mm = 37kg/m²

16.8mm = 42kg/m²

Toughened Lam.:

13.5mm = 34kg/m²

17.5mm = 43.75kg/m²

✓ Blinds

✓ Manifestations

✓ Graphics

✓ SwitchGlass

✓ Kross Glaze

Paint/finishes

✓ Polyester powder coat

x Satin anodised aluminium

✓ Special anodised finish

* dependent on system configuration / specification.

See our technical documents on our website for more:

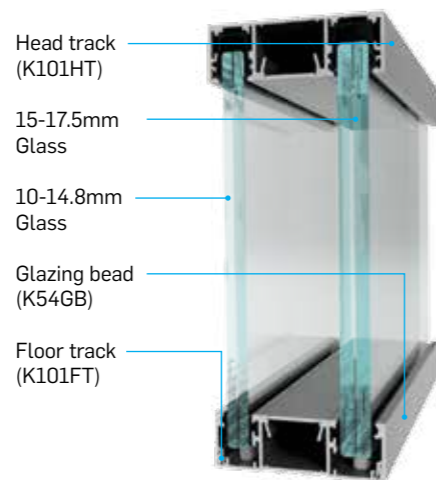
www.komfort.com/panel

Polar 101

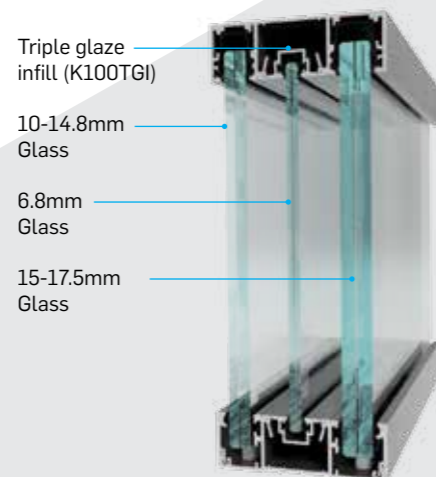
The Polar 101 double glazed system is the ultimate choice when acoustic and structural performance requirements are stringent. This system achieves our highest acoustic rating of 54dB (Rw) and can accommodate a range of customisable glass options. The offset profile takes 15mm-17.5mm glass on one side and 10-14.8mm on the other.

Similar to Polar 100, using the snap-in profile Polar 101 can fit a third pane of glass, a mesh panel, an LED screen and more. Polar 101 is compatible with Komfort's Sonik, glazed and timber doors and can seamlessly be integrated with stud partitioning using Komfire wrap around reducers and wrap around door frame. For an industrial aesthetic, this system is available with a range of Kross Glaze options including internal only and internal with applied bars.

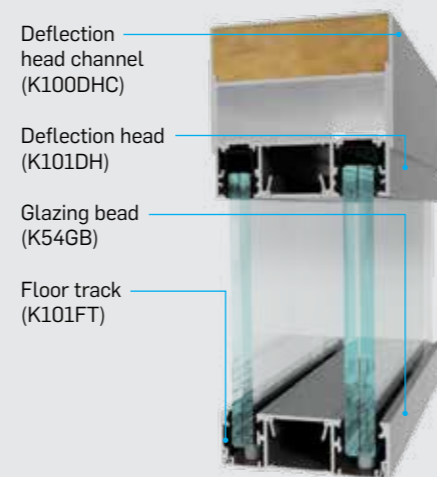
Standard Double Glazed Head and Base Detail



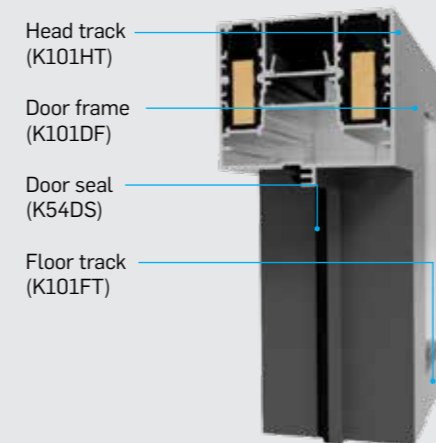
Standard Triple Glazed Head and Base Detail



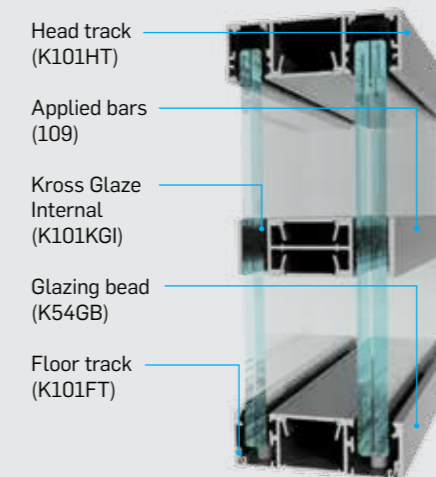
Standard +/-25mm Deflection Head and Base Detail



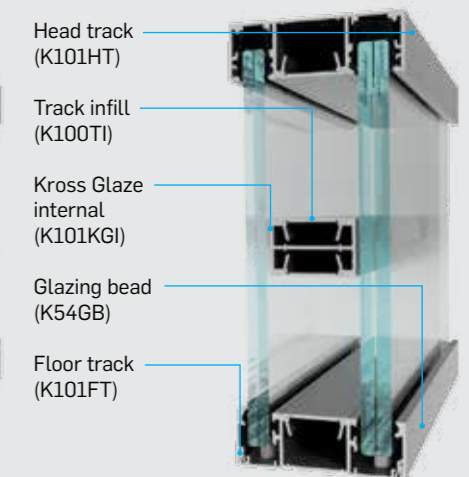
Full Height Double Glazed Door Frame Detail



Double Glazed with Applied Kross Glaze



Double Glazed with Kross Glaze Internal





Polar Kreate

Polar Kreate is the ultimate solid cross wall solution to compliment the glazed Polar suite office frontages, engineered to accommodate individual requirements and future change. Offering visual and acoustic privacy between spaces, the system encourages flexibility in design through diverse panel options, impressive materials and unlimited application possibilities. Designers are increasingly wanting to create spaces that can accommodate a variety of work styles through adaptable design.

Panel modules are interchangeable from a range of materials to complement the design of any interior. The hung panel design with recessed head and base creates a true floating panel effect with no visible framing on solid elements. From powder coated steel panels, to veneers, fabrics and even living walls, this solid partitioning system compliments and fully integrates with the glazed Polar range.

Allow your creativity to flourish and adaptability to take precedence.



At a glance

Dimensions:

Height up to 3.0m
Module Width up to 1.15m*

Acoustic:

Acoustic range from 43dB (Rw) to 45dB (Rw) depending on no glazed panels and panel material. (Acoustic (Rw, maximum). Steel faced plasterboard panels: 45dB. Veneered panels: 43dB.

Structural Performance

Severe Duty up to 3.0m (BS 5234-2:1992)

Fire Performance:

None

Adjustment:

+/-10mm at Head
+/-15mm at Base
+/-20mm at Wall

Panel Options:

- Steel Panels
- Veneered MDF Panels
- MFC Panels
- Fabric Panels
- Pinnable Fabric Panels
- Living Wall Panels
- Moss Wall Panels

System Integration:

Polar 30, 35, 54, 100, 101 & 112

Optional Extras and Finishes

Graphics+

Polyester Powder Coat Finish -

Satin Anodised Finish +

Special Anodised Finish +

* dependent on system configuration / specification

See our technical documents on our website for more:

www.komfort.com/panel

Polar Kreate

Komfort's 100mm wide hung panel system offers the versatility of different panel finishes with acoustic performance of up to 45dB (RW) and structural performance of Severe Duty to 3000mm high. With maximum module widths of 1150mm wide, the panels can be full height

Engineered for flexibility during installation, allowing for adjustment of +/-10mm at the head, +/-15mm at the base and +/-20mm at the wall abutments. The floor track also incorporates an adjustable leveling platform to ensure steel studs, and the feature panels, are inline even when the floor and ceiling are running out.

The system is designed to be integrated with the Polar glazed partitioning suite for office frontages at perpendicular junctions.





Tech Panels

Technology has revolutionised the corporate world and Komfort are constantly exploring new and exciting ways for this to be incorporated.

Tech Panels are increasingly being integrated into commercial and public spaces. This enables intelligent control systems to be installed with all power and data requirements readily available. Komfort's Tech Panels enable seamless control of room booking, lighting, air controls and security systems.

Komfort's integrated Tech Panel details are compatible with a wide range of our systems. Panels are available in various finishes such as glass, veneer and metal. The functionality of our Tech Panel range allows user control whilst maintaining the system's aesthetics.



Fire Rated Systems

With fire safety an absolute priority, Komfort's fire rated systems ensure confidence when specifying for fire requirements. For internal glazing and firescreen projects, our dedicated Specialist Glazing team support from initial design concept to install.

Whilst excellent performance is our priority, our systems are equally stunning. With exceptional structural performance and equal framing, our specialist internal glazing and firescreens combine beauty with performance.





Defence E Fire Screens at a glance

Dimensions:
Screen height - up to 4000mm
Frame depth - 50mm

Fire ratings:
Up to 120 mins integrity only*

Acoustics:
Up to 45dB (Rw)

Door options:
Single & double latched doors
Single & double unlatched doors

Glass type options:
Single glazed
DGU with acoustic laminate

Defence EI Fire Screens at a glance

Dimensions:
Screen height - up to 4500mm
Frame depth - up to 110mm

Fire ratings:
Up to 120 minutes integrity & insulation

Acoustics:
Up to 52dB (Rw)

Door options:
Single & double latched doors
Single & double unlatched doors

Glass type options:
Single glazed
DGU with acoustic laminate
Silicone butt-jointed

- ✓ Blinds
- ✓ Manifestations
- ✓ Graphics
- ✗ SwitchGlass
- ✓ Kross Glass

Paint/finishes

- ✓ PPC steel

* dependent on system configuration / specification.

See our technical documents on our website for more:

www.komfort.com/panel



Defence E & EI Fire Screens

Dedicated to manufacturing and installing fire rated systems for a variety of environments, including those with the most stringent requirements, Komfort presents an enhanced range of fire screens. Komfort offer Defence E Fire Screens for integrity performance only, and Defence EI Fire Screens for integrity and insulation performance for the ultimate protection.

Within a steel structure, Komfort's Fire Screens offer up to 120 minutes of fire protection and can be fitted along with doors and glass partitions. Alongside this, Komfort's Fire Screens achieve up to 52dB (Rw) acoustic performance and offer stunning design features to complement any space, all while providing the utmost fire protection.



Framed Partitioning

Komfort's framed glazed and solid partitions allow maximum flexibility to create inspiring environments, with angular or curved profiles in metallic finishes in any BS or RAL colour. These systems have the ability to integrate with other solutions to deliver total design freedom and peace of mind over performance requirements.



Image supplied by: Amadeus Design



Kross Glaze 600

Kross Glaze is Komfort's industrial style glazing which has led commercial and residential market trends over recent years with its contemporary Art Deco feel. This aesthetic is an intriguing and characterful way of dividing open-plan spaces into beautiful private areas. When balanced with contrasting natural materials, exposed brickwork and biophilic design, our Kross Glaze system comes to life.

Our Kross Glaze systems allow designers to be creative with both glazing and panes, as well as being available with reeded glass. We offer infills for handles on the door leaf, and within the screen and door. This flexibility can be purely decorative, can serve a functional purpose in the case of tech panels for room booking systems and more.



Dimensions for Screen:

Screen max. height – up to 3000mm
Min. pane height – 450mm
Min. pane width – 450mm*
Doors must always be full height

Fire ratings:

N/A

Acoustics:

Single Glazed screens – up to 38dB (Rw)
Double Glazed screens – up to 41dB (Rw)
Single Glazed doors – up to 33dB (Rw)
Double Glazed doors – up to 36dB (Rw)

Structure:

Light duty

Deflection head:

N/A

Door type options:

Kross Glaze doors
Timber doors

Screen glass type options:

Single Glazed - 6.8, 10.8, 12.8mm
Acoustic Lam.
Double Glazed - 6.4 and 6.8mm
Acoustic Lam.
Reeded glass available on special request

*✓ Blinds

✓ Manifestations

✓ Graphics

*✓ SwitchGlass

Paint/finishes

✓ Polyester powder coat

*✓ Satin anodised aluminium

✓ Special anodised finish

* dependent on system configuration / specification

See our technical documents on our website for more:

www.komfort.com/panel

Kross Glaze 600 Screens and Doors

The Kross Glaze system is available with options for both single and double glazing, achieving acoustic ratings of up to 41dB (Rw). This 54mm framed glazing system not only includes screens but has a unique 54mm rebated door designed to accommodate the same glazing chairs and beads, creating a flush aesthetic. Our Kross Glaze door is available in single and double glazed options.

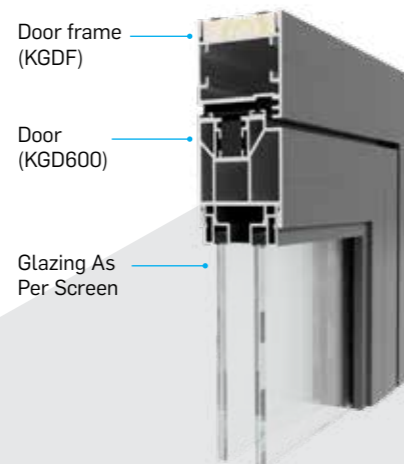
Kross Glaze doors are available with lift off hinges or offset pivots on floor springs. All doors within this system must be full height to allow for optimal continuation of the transoms and glazing from screen to door.

Kross Glaze screens are constructed up to a maximum height of 3000mm with horizontal transoms to divide the glazing between the uprights; these can be configured as equal splits or staggered, allowing designers to be creative with their construction.

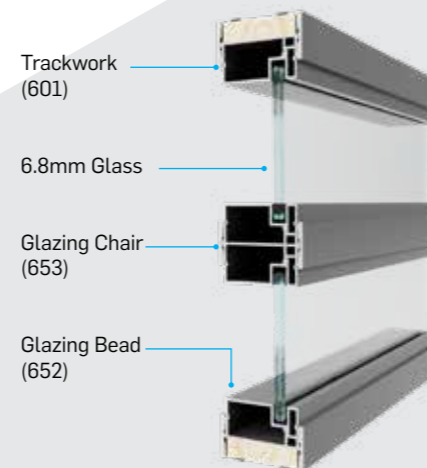
Aluminium components for the screen and door are powder coated using our standard colour options. All special colour options can be manufactured to any RAL or BS colour code, please ask for availability.



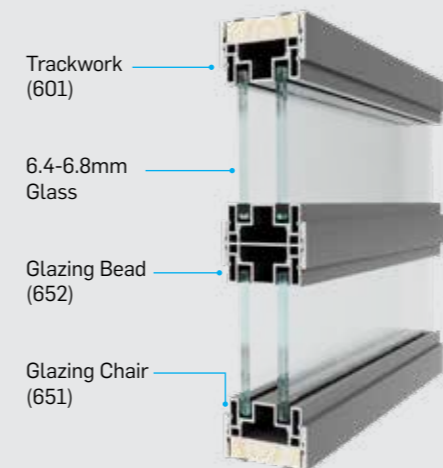
Standard Full Height Door & Frame Detail



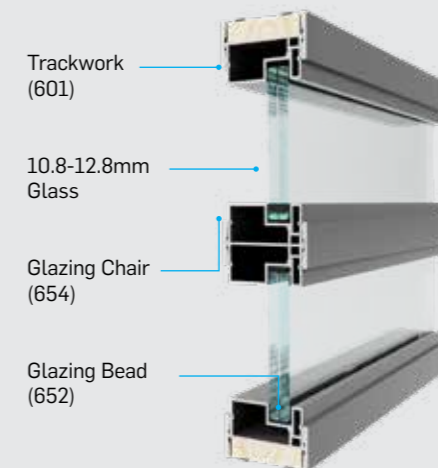
Standard Single Glazed Head & Base Detail



Standard Double Glazed Head & Base Detail



Standard Single Glazed Head & Base Detail





At a glance

Dimensions:

Solid height – up to 3000mm
Glazed height – up to 3000mm

Fire ratings:

Solid – up to 30/30
Glazed – up to 30/0

Acoustics:

Solid – up to 43dB(Rw),
Single glazed – up to 36dB (Rw)
Double glazed – up to 41dB (Rw)

Structure:

Solid – up to medium duty
Glazed – up to severe duty

Door options:

Timber doors
*Sonik glazed doors
*Single glazed doors

Doorframe options:

Aluminium and timber doorframe

Glass type options:

Toughened – 6mm
Laminated – 6.4mm
Acoustic – 6.8mm
Fire – 6mm

Weight:

Solid – up to 24 kg/m²
Glazed – up to 39 kg/m²

✓ Blinds

✓ Manifestations

✓ Graphics

✗ SwitchGlass

Paint/finishes

✓ Polyester powder coat

✓ Satin anodised aluminium

✓ Special anodised finish

* dependent on system configuration / specification.

See our technical documents on our website for more:

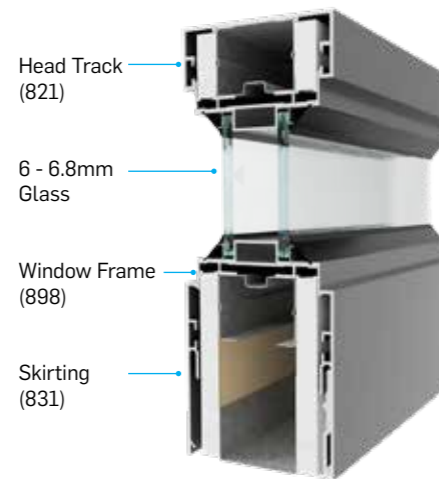
www.komfort.com/panel

Komfire 75

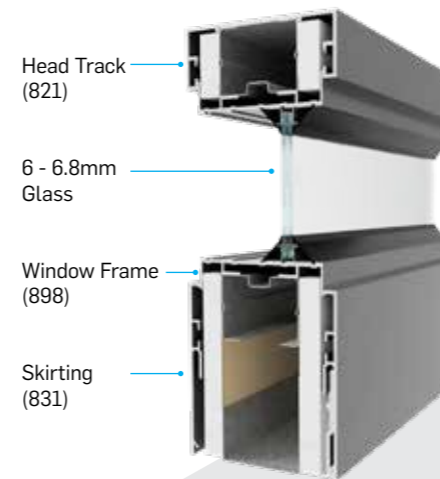
Komfire is Komfort's steel stud and plasterboard construction system surrounded by an aluminium framework. This system offers a distinct angular style and incorporates acoustic and fire performance. There are three variations within our Komfire range, including Komfire 75, 100 and 100+.

Komfire 75 is Komfort's 75mm square edge framed system which is compatible with Komfort's Sonik, glazed and timber door. This system is available in a solid, single and double glazed structure with pre-assembled window frame options. Durable and simple to install and maintain, Komfire 75 sets the standard of partition form and function, achieving acoustic ratings of up to 43dB (Rw) and a fire rating of up to 30/0 for the glazed system.

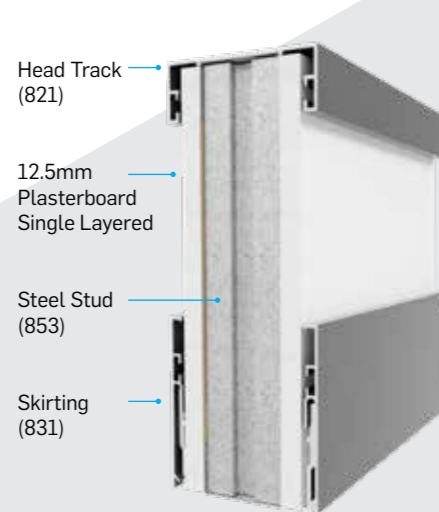
Standard Double Glazed Head & Base Detail



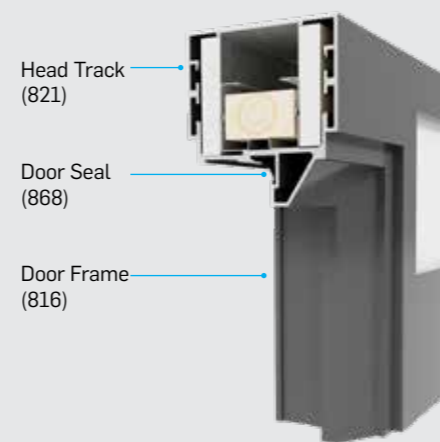
Standard Single Glazed Head & Base Detail



Standard Solid Head & Base Detail



Standard Full Height Door Frame Detail



At a glance

Dimensions:

Solid height - up to 4200mm
Glazed height - up to 3000mm

Fire ratings:

Up to 60/60 (solid)
Up to 30/0 (glazed)

Acoustics:

Solid - up to 52dB (Rw)
Single glazed - up to 36dB (Rw)
Double glazed - up to 41dB (Rw)

Structure:

Solid - up to severe duty
Glazed - up to severe duty

Door options:

Timber doors
*Sonik glazed doors
*Single glazed doors

Doorframe options:

Aluminium and timber door frame

Glass type options:

Toughened - 6mm
Laminated - 6.4mm
Acoustic - 6.8mm
Fire - 6mm

Weight:

Solid - up to 46 kg/m²
Glazed - up to 39 kg/m²

✓ Blinds

✓ Manifestations

✓ Graphics

✗ SwitchGlass

Paint/finishes

✓ Polyester powder coat

✓ Satin anodised aluminium

✓ Special anodised finish

* dependent on system configuration / specification.

See our technical documents on our website for more:

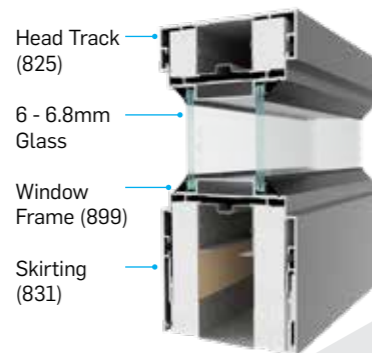
www.komfort.com/panel

Komfire 100

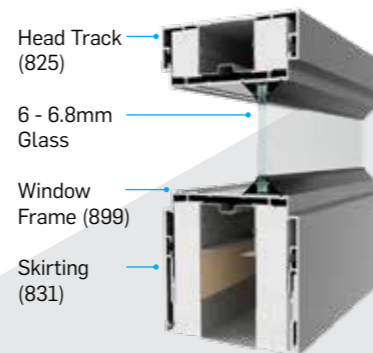
Komfire 100 is Komfort's 100mm square edge framed system which is renowned for its impressive performance credentials and application possibilities. Available in a solid, single and double glazed construction this system is compatible with Komfort's Sonik, glazed and timber doors and pre-assembled window frames. Komfire 100 achieves acoustic ratings of up to 52dB (Rw) and a fire rating of up to 60/60.



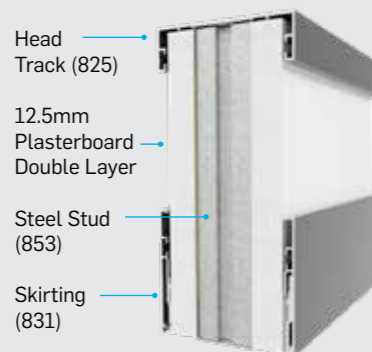
Standard Double Glazed Head & Base Detail



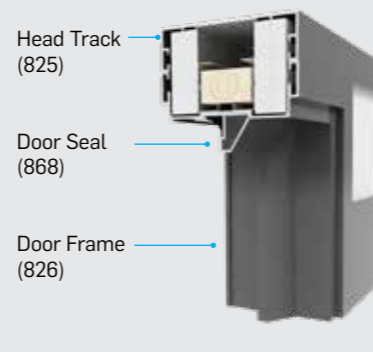
Standard Single Glazed Head & Base Detail



Standard Solid Head & Base Detail



Standard Full Height Door Frame Detail



At a glance

Dimensions / fire ratings:

Single glazed 30/0 - up to 2963mm
Single glazed 60/0 - up to 2963mm
Double glazed 30/0 - up to 2963mm

Acoustics:

Single glazed - up to 41dB (Rw)
Double glazed - up to 41dB (Rw)

Structure:

Glazed - up to severe duty

Glass type options:

Pyrobel 16
Pyrobel 25

Weight:

Single glazed 30/0 - 41 kg/m³
Single glazed 60/0 - 65.75 kg/m³
Double glazed 30/0 - 60.25 kg/m³

✓ Blinds

✓ Manifestations

✓ Graphics

✗ SwitchGlass

Paint/finishes

✓ Polyester powder coat

✓ Satin anodised aluminium

✓ Special anodised finish

* dependent on system configuration / specification.

See our technical documents on our website for more:

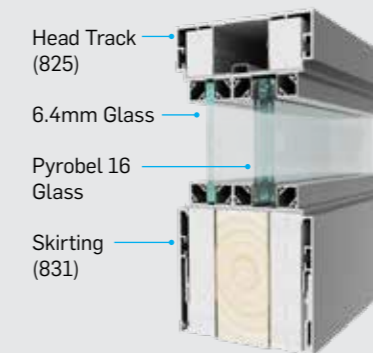
www.komfort.com/panel

Komfire 100+

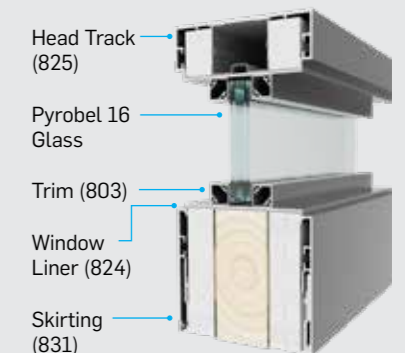
Similar to the Komfire 100 system, Komfire 100+ is Komfort's glazed module but with enhanced fire performance ratings of up to 60/60. This system is the perfect choice for buildings when stringent fire regulations apply. With Komfire 100+ it is possible to butt joint the glass with Pyrobel 16 and 25.



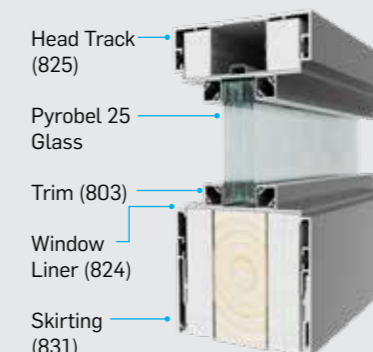
Standard 30/0 Double Glazed Head & Base Detail



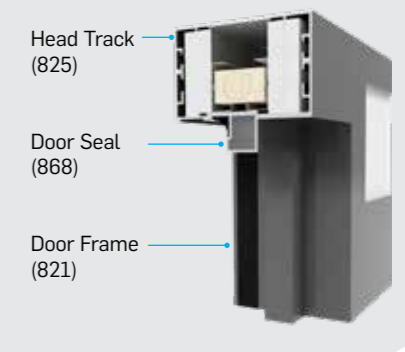
Standard 30/0 Single Glazed Head & Base Detail



Standard 60/0 Single Glazed Head & Base Detail



Standard 30/0 Full Height Door Frame Detail



At a glance

Dimensions:

Solid height - up to 3000mm
Glazed height - up to 3000mm

Fire ratings:

Solid - up to 30/30
Glazed - up to 30/0

Acoustics:

Solid - up to 43dB (Rw)
Single glazed - up to 36dB (Rw)
Double glazed - up to 41dB (Rw)

Structure:

Up to severe duty

Glass type options:

Toughened - 6mm
Laminated - 6.4mm
Acoustic - 6.8mm
Fire - 6mm

Door options:

Timber doors
*Sonik glazed doors
*Single glazed doors

Doorframe options:

Aluminium and timber doorframe

Weight:

Solid - up to 24 kg/m²
Glazed - up to 39 kg/m²

***✓ Blinds**

✓ Manifestations

✓ Graphics

x SwitchGlass

Paint/finishes

✓ Polyester powder coat

✓ Satin anodised aluminium

✓ Special anodised finish

* dependent on system configuration / specification.

See our technical documents on our website for more:

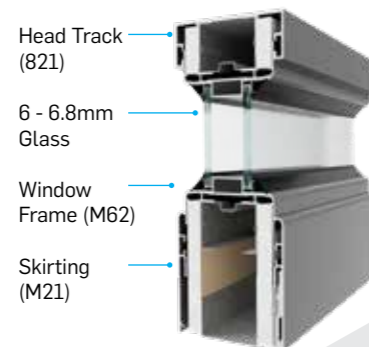
www.komfort.com/panel

Kameo 75

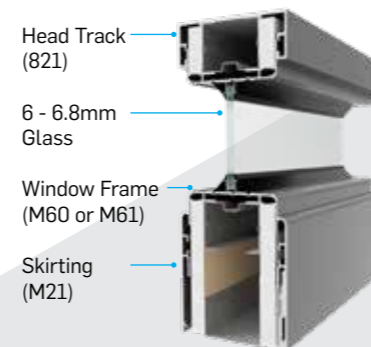
Similar to Komfire, Kameo is Komfort's 75mm distinct radiused style steel stud and plasterboard construction, surrounded by an aluminium framework. This system incorporates acoustic performance of up to 43dB (Rw) and fire protection of up to 30/0 for the glazed system.



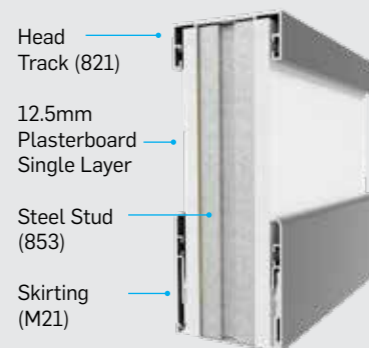
Standard Double Glazed Head & Base Detail



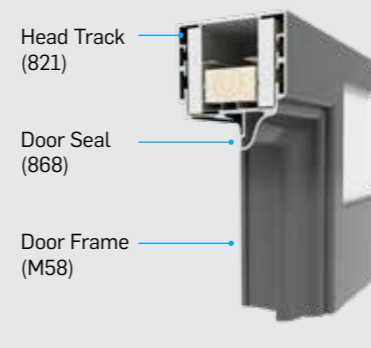
Standard Single Glazed Head & Base Detail



Standard Solid Head & Base Detail



Standard Full Height Door Frame Detail



At a glance

Dimensions:

*Solid height - up to 6000mm
Single glazed height - * up to 3000mm
Double glazed height - up to 3000mm

Fire ratings:

N/A

Acoustics:

Solid - up to 31dB (Rw)
Single glazed - up to 35dB (Rw)
Double glazed - up to 40dB (Rw)

Structure:

*Heavy duty

Door options:

Timber doors
Single glazed doors

Doorframe options:

Aluminium

Glass type options:

Toughened - 6mm
Laminated - 6.4mm
Acoustic - 6.8mm

***✓ Blinds**

✓ Manifestations

✓ Graphics

x SwitchGlass

✓ Kross Glaze

Paint/finishes

✓ Polyester powder coat

✓ Satin anodised aluminium

✓ Special anodised finish

* dependent on system configuration / specification.

See our technical documents on our website for more:

www.komfort.com/panel

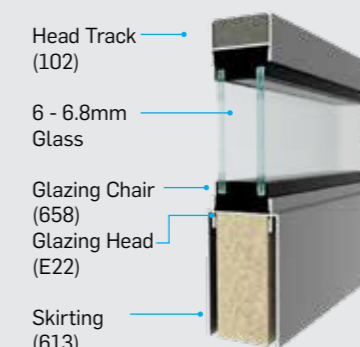
600 Series

600 Series is Komfort's functional system which is uncomplicated in design and installation. It offers a slimline design, with a choice of crisp angular profiles, available in either solid or glazed panels.

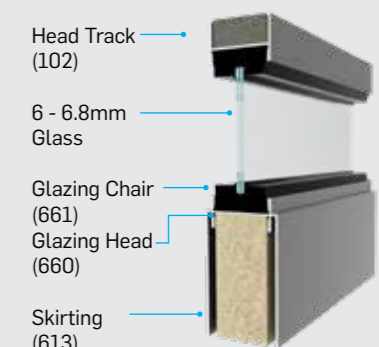
Suitable for most commercial applications, this system achieves acoustic ratings of up to 40dB (Rw) and is ideal for fast turn-around projects.



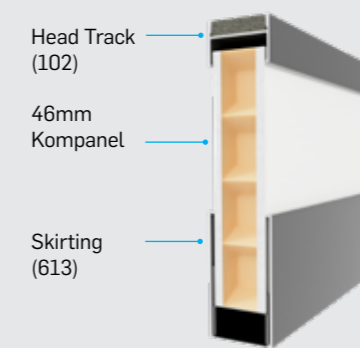
Standard Double Glazed Head & Base Detail



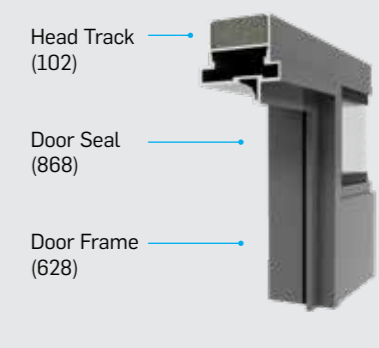
Standard Single Glazed Head & Base Detail



Standard Solid Head & Base Detail



Standard Full Height Door Frame Detail





Kube + Solo Pod

Komfort's Kube+ range offers enhanced acoustic and performance control through the intelligent integration of our acoustic doors and glazing.

This range is initially introduced with our Kube+ Solo pod system to offer escapism, a place of privacy and concentration for individuals in the workplace.



At a glance

Kube Solo Internal Dimensions:
1200mm W x 1000mm D x 2100mm H

External Dimensions:
1340mm W x 1140mm D x 2250mm H

Acoustics:

Single Glazed up to 36 dB (DnT,W)
Double Glazed up to 37 dB (DnT,W)
Speech Privacy Potential Rating – Good*

Finish Options:

All aluminium powder coated to any RAL or BS colour
Camira Synergy Fabric for interior and exterior

Details:

891mm W x 2035mm H x 54mm D
Effective clear opening – 762mm
Stainless steel cranked 600mm pull handles
Stainless steel lift-off hinges

Glazing Options:

Double glazed – 6.8mm Acoustic Laminated
Single glazed – 12.8mm Acoustic Laminated

Handing Options:

Left or right-handed

Included Features:

- ✓ Enclosed ceiling unit with LED lighting panel
- ✓ Passive infra-red sensor
- ✓ Air circulation fan
- ✓ Single power module with twin USB charger
- ✓ White MFC work surface 1000mm x 500mm
- ✓ Acoustic lined side panels
- ✓ Front and rear glazed panels
- ✓ Acoustic glazed door

Optional Extras:

- ✓ Low back sofa with return (left or right-handed)
- ✓ Acoustic lined rear panel*

*dependent on system configuration / specification

See our technical documents on our website for more:

www.komfort.com/panel

Kube + Range

What makes the Kube+ range unique is Komfort's acoustic doors and glazing, which ensure high acoustic insulation is maintained. Together with the option of single or double glazed partitioning, this system provides the ultimate privacy. Acoustic materials and fabrics can also be specified as part of the design to offer enhanced acoustic control.



Fabric Exterior / Interiors





Doors, Frames & Ironmongery

Komfort's bespoke Sonik, glazed and timber door ranges have impressive performance qualities which can be finished with a wide variety of colours and ironmongery options.



At a glance

Dimensions:

Maximum height - up to 3000mm
Maximum width - *up to 1100mm

Fire ratings:

N/A

Acoustics:

Up to 42dB (Rw)
(*depending on configuration)

Deflection head:

Contact our Technical Team

Door type options:

Single or double door set

Weight:

Up to 40kg/m² (excluding ironmongery), max. weight 120kg

*✓ Blinds

✓ Manifestations

✓ Graphics

*✓ SwitchGlass

Paint/finishes

✓ Polyester powder coat

x Satin anodised aluminium

✓ Special anodised finish

* dependent on door set configuration / specification.

See our technical documents on our website for more:

www.komfort.com/panel



Sonik Doors

Sonik is Komfort's acoustic glazed door which can be integrated within all Komfort's partitioning systems. Designed for ease of installation and future product maintenance, this system also ensures high acoustic insulation is maintained through the use of an automatic drop-down seal. The manufactured door set can be specified as a single, hospital or double door set with either lift-off hinges or with an offset pivot and floor spring.

The Sonik door range is available with many configurations, from profiles, glazing and ironmongery options. Choose from five profiles, including the double glazed Sonik 52, Sonik 70 and the new rebated 70R in double and single glazed options. This flexibility in design provides better suitability for a wide range of designer specifications.



At a glance

Dimensions:

Maximum door height -
up to 3000mm
Maximum door width -
*up to 1200mm

Fire ratings:

N/A

Acoustics:

Up to 34dB (Rw)

Structure:

N/A

Deflection head:

N/A

Door type options:

Single or double door set

Screen glass type options:

10 – 12.8mm

Maximum door weight:

Up to 120kg

Blinds

Manifestations

Graphics

SwitchGlass

Paint/finishes

Polyester powder coat

Satin anodised aluminium

Special anodised finish

* dependent on door set
configuration / specification.

See our technical documents on
our website for more:

www.komfort.com/panel



Sonik Slide

Sonik Slide is Komfort's acoustic pocket double glazed sliding door. This can be specified as a single or double door set within its own unique frameless glass partition. Sliding doors allow unlimited possibilities to divide spaces and offer intelligent space saving benefits.

This is a top hung system which has been designed to focus on ease of door installation and future product maintenance, whilst ensuring a high acoustic performance is maintained. Our Sonik Slide system can accommodate a door weight up to 120kg and provides maintenance-free door operation.

Komfort's integral Sonik Slide doors are only compatible with the Polar 112 system, please contact our Technical team for further information.





At a glance

Dimensions:

Height - up to 2700mm
For heights above 2700mm contact our technical department

Fire ratings:

N/A

Acoustics:

Up to 31dB (Rw)

Structure:

Up to severe duty

Deflection head:

+/-15mm, +/-25mm

Weight:

12mm glass – up to 30 kg/m²

With deflection head – up to 31 kg/m²

✗ Blinds

✓ Manifestations


✓ Graphics

✓ SwitchGlass

* dependent on door set configuration / specification.

See our technical documents on our website for more:

www.komfort.com/panel



Frameless Glass Doors

Komfort's frameless glass doors increase natural light, allow for uninterrupted views and create a clean and contemporary finish to any space. Our frameless glass doors are available as a single or double doorset with either a pivoted, hinged or sliding application.

Eye-catching manifestations can be applied to all Komfort glass doors to add contrast, definition and interest. All frameless doors comply with the requirements of Document M of the Building Regulations.



Doors at a glance

Dimensions:

Maximum bespoke door height -

up to 3000mm*

Maximum stock door height -

up to 2700mm

Maximum door width -

up to 1200mm*

Fire ratings:

NFR, FD30, FD60, FD90, FD120

Door acoustics:

Up to 43dB (Rw)

Door thickness:

44mm

54mm

Door construction:

Doors can be solid or framed hollow

core to suit your requirements with

hardwood lippings.

Available finishes:

All commercially available

veneers as below:

Ash

American Black Walnut

Cherry

Maple

Sapele

Steamed Beech

American White Oak

Also available:

Primed

Full range of laminates

Hardwood Veneers

Door vision panels:

Complete range of vision panels

including Approved Document M

compliant options

Solid timber frames at a glance

Dimensions:

Frame height/width - to suit the timber

door sizes available.**

Fire ratings:

NFR, FD30, FD60

Available finishes:

See door finishes available above.

* cannot satisfy both maximums,
please contact technical

** manufactured to meet your
bespoke design

See our technical documents on our
website for more:

www.komfort.com/panel

Timber doors

Komfort's standard and made-to-measure timber doors are manufactured in the UK, bringing a sustainable, stunning and robust element to any design. These offer impressive performance credentials and can be installed across a range of applications, including educational establishments and commercial developments.

Timber door types include fire rated, acoustic, security, specialist construction and non-performance doors. These are all available in a range of finishes including veneers and laminates. To complement the offering, our team can deliver a complete range of vision panels, including Approved Document M compliant options.

Komfort's expertise in supplying beautiful, competitive and bespoke timber doors ensure specifications are accurate and meet the necessary performance requirements.

Ironmongery

A wide range of architectural ironmongery options are available in many sizes and options to complement our doors and frames. This includes lever latch sets, back to back pull handles and wireless access control if required. Each piece is characterised by its high quality, distinctive design, ease of operation and tactility.

The range satisfies both design and performance criteria that comply with BS8300, Approved Document M and the Equality Act 2010.





At a glance

Dimensions:

Height - up to 3000mm

Fire ratings:

N/A

Acoustics:

Up to 47dB (Rw)

Structure:

Up to heavy duty

Deflection head:

N/A

Door type options:

Single pass door

Glass type options:

6 & 8mm bonded

x Blinds

✓ Manifestations

✓ Graphics

x SwitchGlass

Paint/finishes

✓ Polyester powder coat
(RAL 9005 & 9010 only)

✓ Satin anodised aluminium
(Natural only)

x Special anodised finish

* dependent on system
configuration / specification

See our technical documents on
our website for more:

www.komfort.com/panel



Flexi Glaze

Flexi Glaze adds adaptability and variety to the office environment to accommodate future change. Its modern design is proving a popular choice as the interiors industry moves away from cellular offices to more open plan and creative spaces.

The system achieves superior sound insulation through full height glazed panels, works in conjunction with other Komfort partitioning products and is fast to install. This is a bottom roller system with a floor track and top guide rail. This allows for end-fold stacking configuration on either one side or both sides of an opening.

Komfort 80 at a glance

Dimensions:

Height - up to 6000mm
Panel width - up to 1250mm
Panel thickness - 80mm, 85mm, 93mm & 100mm

Fire ratings:

Class 1, class 0, f30 or f60

Acoustics:

Up to 53dB (Rw)

Weight:

Up to 52 kg/m²

Stacking options:

E Track, Z Track or K Track

Panels:

Panel construction – aluminium frame
Panel edges – exposed or concealed, SAA or powder coated
Panel type – individual
Pass door panels – full height or single inset

Structure:

Suspension method – top hung, no floor track
Seal type – single cam action

See our technical documents on our website for more:

www.komfort.com/panel

Komfort 80

Komfort's moveable walls have been designed to give flexibility in the division of spaces. The Komfort 80 is constructed of flat individual panels and designed with the ability to slide within an opening.

The Komfort 80 system is a top hung moveable acoustic wall.



Komfort 200 at a glance

Dimensions:

Height - up to 6000mm
Panel width - up to 900 mm
Panel thickness - 80mm & 85mm

Fire ratings:

N/A

Acoustics:

Up to 52dB (Rw)

Weight:

Up to 38 kg/m²

Stacking options:

Centre fold, end fold or eccentric

Panels:

Panel construction – aluminium frame
Panel edges – exposed or concealed, SAA or powder coated
Panel type – hinged
Pass door panels – full height only, single or double
Panel finishes – melamine, laminate, veneer, fabric or spray paint

Structure:

Suspension method – floor supported with top guide or top hung
Seal type – fixed top and bottom sweep strips

See our technical documents on our website for more:

www.komfort.com/panel

Komfort 200

Komfort's moveable walls have been designed to give flexibility in the division of spaces. The Komfort 200 is constructed of hinged panels and designed with the ability to fold to one or both sides within an opening.

The Komfort 200 system can be supplied in either top hung or floor supported options.





Collections

Komfort offer a range of systems to elevate the working environment with individuality, design flexibility, intelligent privacy and space saving abilities.

Including moveable walls, graphics and manifestation our collections can be customised to meet your project requirements and design visions.





Manifestations & Graphics

We provide a comprehensive service of manifestation and full colour graphics to glazed and solid partitions, as well as doorsets.

Manifestation is much more than a necessary safety requirement. Manifestations transform spaces into imaginative environments inspiring or directing people, providing privacy or allowing light to be shared.



Privacy

In today's increasingly demanding workplace, privacy is important for a host of reasons. SwitchGlass and blinds offer protection and assurance of the right to privacy to the fullest extent.

SwitchGlass

Komfort's SwitchGlass uses intelligent technology to enable instantaneous privacy control without the need for blinds. SwitchGlass technology can either be face applied to a range of glass types, or integrated within a bespoke laminated glass. The glass changes from opaque to transparent when a low electrical current is applied which can be controlled through a wall mounted switch or remotely.

Blinds

Komfort offers both integral Venetian and vertical/roller blinds. These are available in a range of colours, finishes and fabrics and are available to install with most of Komfort's partitioning systems.



Framed Glazed & Solid Partitioning

		Kreate	Defence E	Defence EI	Komfire 75	Komfire 100	Komfire 100+	Kameo 75	600 Series	Kross Glaze
Construction Type	Full height glazed	✓	✓	✓	✓	✓	✓	✓	✓	✓
	Mid height glazed	✓			✓	✓	✓	✓	✓	✓
System Limitations	Nominal thickness (mm)	90mm	50mm	65mm	75mm	100mm	100mm	75mm	54mm	54mm
	Maximum height (m)	3.0m (a)	4.0m	4.0m	3.0m (a)	4.2m (a)	2.963m (a)	3.0m (a)	6.0m (a) + (e)	3.0m (a) + (e)
	Maximum module width (m)	1.2m (a)	1.5mm	1.5mm	1.2m (a)	1.2m (a)	1.2m (a)	1.2m (a)	1.2m (a)	1.2m (a)
Panel Options	Single centre glazed		✓	✓	✓	✓	✓	✓	✓	✓
	Single offset glazed		✓	✓	✓	✓	✓	✓	✓	✓
	Double glazed				✓	✓	✓	✓	✓	✓
	Plasterboard				✓	✓		✓		
	MFC/ veneer/ steel faced	✓	✓	✓						
Profile Design	Square edge profile	✓			✓	✓	✓	✓	✓	✓
	Radius edge profile	✓	✓	✓				✓	✓	
Paint/Finishes	Satin anodised (natural)	✓			✓	✓	✓	✓	✓	✓
	**Special anodised	✓			✓	✓	✓	✓	✓	✓
	Polyester powder coat	✓	✓	✓	✓	✓	✓	✓	✓	✓
Door Type/Finish	Single Glazed door (10/12mm thick)	N/A			✓	✓		✓	✓	✓
	Single Glazed Sliding door (10/12mm thick)	N/A			N/A	N/A	N/A	N/A	N/A	N/A
	Sonik Double Glazed door (44mm thick)	N/A			✓	✓		✓		✓
	Sonik Slide Double Glazed door (44mm thick)	N/A			N/A	N/A	N/A	N/A	N/A	N/A
	Timber veneer / laminate door (44mm thick)	N/A			✓	✓	✓	✓	✓	✓
Fire Performance BS EN 1364-1 2015 Fire resistance tests for non loadbearing elements. Fixed glazing / walls	Solid screen (insulation and integrity in mins)	N/A	N/A	N/A	30/30	60/60	N/A	30/30		
	Glazed screen (insulation and integrity in mins)	N/A	60/0	120/120	30/0	30/0	60/0	30/0		
	BS EN 1634-1 2014 Fire resistance & smoke control tests for door / shutter assemblies, openable windows & elements of building hardware.	Timber door in aluminium door frame	N/A	N/A	N/A	FD30	FD30	FD30	FD30	
Acoustic Performance (BS EN 10140: Part 1 & 2)	Solid plasterboard system dB(Rw)				43	50 - 52 (b)		43	31 (f)	
	Solid panel system dB(Rw)	45 - 50								
	Glazed screen - dB(Rw)	42 - 46 (a)	37-44 (a)	40-52 (a)	35 - 41 (a)	35 - 41 (a)	*35 - 41 (a)	35 - 41 (a)	32 - 40 (a)	*37 - 41 (a)
	Timber door in aluminium frame - dB(Rw)	36			*36	*41	N/A	*36	N/A	N/A
	Glazed door		*36-41	*37-47						
Structural Performance (BS 5234: Part 2)	Solid strength & robustness BS 5234 duty level	Severe (e)	-	-	Severe (d)	Severe (d)	N/A	Severe (d)	Light	Light
	Crowd pressure (line load) 6mm glass	1.5kN/m	3kN/m	3kN/m	1.5kN/m	1.5kN/m	1.5kN/m	1.5kN/m	N/A	N/A
Privacy	Integrated blinds			✓	✓	✓		✓	✓	✓
	SwitchGlass			✓						✓

(a) - Subject to glass type / configuration	Kameo 75: Single skin 12.5mm plasterboard either side of 50mm steel stud
(b) - Using 12.5mm SoundBloc wall board	Komfire 75: Single skin 12.5mm plasterboard either side of 50mm steel stud
(c) - Subject to system / panel construction	Komfire 100: Double skin 12.5mm plasterboard either side of 50mm steel stud
(d) - Tested at 2.7m high	600 Series: 46mm composite honeycomb core boards into aluminium frame
(e) - Tested at 3.0m high	
(f) - Tested using a Kompanel construction	*Acoustic / structural performance is based on other system / glass test data. **Special anodised finish - is available on a project by project assessment.



Members of:



Frameless Glazed Partitioning

		Polar 30	Polar 35	Polar 54	Polar 100	Polar 101
System Limitations	Nominal Width	30mm	35mm	54mm	100mm	100mm
	Maximum Height	3000mm	3600mm	3000mm	3000mm	3600mm*
	Maximum Module Width	1200mm*	1200mm*	1200mm*	1200mm*	1200mm*
Glazing Options	Single Centre Glazed	✓	✓			
	Offset Single Glazed			✓	✓	✓
	Double Glazed			✓	✓	✓
	Triple Glazed				✓	✓
Door Options	44mm Timber Door	✓	✓	✓	✓	✓
	44mm Sonik Door	✓	✓	✓	✓	✓
	10-12mm Single Glazed Door	✓	✓	✓	✓	✓
	12mm Pyran S Glass Door					
Other Options	Integral Blinds				✓	✓
	Manifestation	✓	✓	✓	✓	✓
	Switch Glass	✓	✓	✓	✓	✓
	Applied Kross Glaze	✓	✓	✓	✓	✓
	Internal Kross Glaze				✓	✓
	Applied & Internal Kross Glaze			✓	✓	✓
	Transom & Mullion Kross Glaze				✓	
	Vertical Mullion / Ghost Post				✓	✓
Acoustic Performance (BS EN 10140: Part 1 & 2)	Summary	33-40dB (Rw)*	39-41dB (Rw)*	31-47dB (Rw)*	45-53dB (Rw)*	50-54dB (Rw)*
	10mm Toughened	33dB (Rw)		31dB (Rw)		
	12mm Toughened	34dB (Rw)		33dB (Rw)		
	13.5mm Toughened	36dB(Rw)†		36dB(Rw)†		
	15mm Toughened		36dB(Rw)†			
	10.8mm Acoustic Laminated	38dB (Rw)		38dB (Rw)		
	12.8mm Acoustic Laminated	40dB (Rw)		39dB (Rw)		
	14.8mm Acoustic Laminated	40dB (Rw)		41dB (Rw)		
	16.8mm Acoustic Laminated		41dB (Rw)			
	17.5mm Toughened Laminated		39dB (Rw)			
	12mm & 10mm			39dB (Rw)	45dB (Rw)	
	12mm & 10.8mm			40dB (Rw)	46dB (Rw)	
	12.8mm & 10mm			40dB (Rw)		
	12.8mm & 10.8mm			41dB (Rw)	48dB (Rw)	
	12.8mm & 12mm			41dB (Rw)	47dB (Rw)	
	12.8mm & 12.8mm			45dB (Rw)	50dB (Rw)	
	12.8mm & 12.8mm w/ Kross Glaze				52dB (Rw)	
	14.8mm & 10.8mm			44dB (Rw)	49dB (Rw)	
	14.8mm & 10.8mm w/Kross Glaze			46dB (Rw)		
	14.8mm & 12.8mm			45dB (Rw)	51dB (Rw)	
	14.8mm & 12.8mm w/ Kross Glaze			47dB (Rw)	53dB (Rw)	
	16.8mm & 10.8mm					51dB (Rw)
	16.8mm & 12.8mm					53dB (Rw)
	16.8mm & 12.8mm w/ Kross Glaze					54dB (Rw)
	16.8mm & 14.8mm					52dB (Rw)
	16.8mm & 14.8mm w/ Kross Glaze					54dB (Rw)
	17.5mm & 10.8mm					50dB (Rw)
	17.5mm & 12.8mm					52dB (Rw)
	17.5mm & 14.8mm					51dB (Rw)
	Pyrostop 14					
	Pyrobel 16					
	Pyrostop 14 with 12.8mm laminate					
Pyrostop 14 with 14.8mm laminate						
Pyrobel 16 with 12.8mm laminate						
Pyrobel 16 with 14.8mm laminate						
Structural Performance (BS 5234: Part 2 & BS 6180)	Strength & Robustness Duty Level	Severe*	Severe*	Severe*	Severe*	Severe*
	Line Loading to 0.74kN	Up to 3.0m	Up to 3.5m	Up to 3.0m	Up to 3.0m	Up to 3.6m*
	Line Loading to 1.5kN		Up to 2.4m			Up to 3.6m*

Due to a policy of continuous product development we reserve the right to change product specifications without prior notice

*Acoustic/structural performance is based on other system / glass test data.

†This glass type has not been laboratory tested by Komfort and the sound insulation rating shown is assessed based on the glass manufacturers data.

**Special anodised finish - is available on a project by project assessment.



Birmingham Sales Office/Head Office

Unit 501, Axxess 10
Bentley Road South
Darlaston
West Midlands
WS10 8LQ

Tel: +44 (0)1213 322560
Email: headoffice@komfort.com
Email: midland-sales@komfort.com

Crawley Sales, Showroom & Trade

Counter

Units 3 + 4
Gatwick Distribution Centre
Whittle Way
Crawley
RH10 9RT

Sales

Tel: +44 (0)1403 390300
Email: general@komfort.com
Email: southern.esteeming@komfort.com

Trade Counter

Tel: +44 (0)1293 577890
Email: crawley-trade@komfort.com

London Showroom

The Forum / Assman UK
69 Turnmill Street
Farringdon
London EC1 5RR

Contact your specification manager for an appointment

Leeds/Scotland Sales Office

Unit 1, Latchmore Industrial Park
Latchmore Road
Holbeck
Leeds
LS12 6DN

Tel: +44 (0)1133 956565
Email: northern-sales@komfort.com
Email: northern.esteeming@komfort.com

Technical Support

Tel: +44 (0)1403 390390
Email: technical@komfort.com

www.komfort.com